

## INSTRUCTION FOR INSTALLATION AND USE

d. The disc and pads protrusion must be 0,3 mm MAX (see Fig. 3 and Fig. 4).

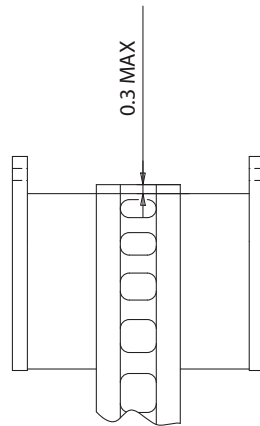


Fig. 3

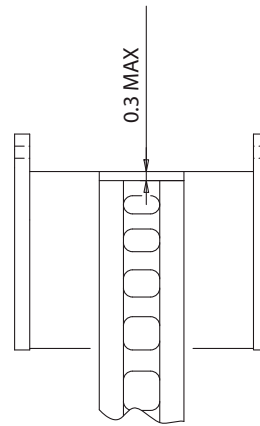


Fig. 4

e. Check that in no working condition the pads touch the disc fixing bell or the upright.

f. Assembly and disassembly of the pads must occur without any force; the pads radial and lateral clearance inside the caliper must be 0,2 mm MIN; with the pistons in backward position, the clearance between them and the back plate must be 0,5 mm MIN (see Fig. 5).

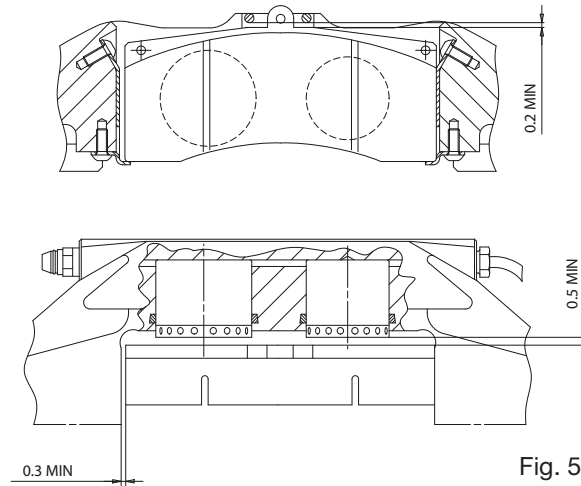


Fig. 5

g. The clearance between disc outer circumference and Caliper Bridge must be 2 mm MIN, with a difference between the two sides of 0.4 mm MAX (see Fig. 6).

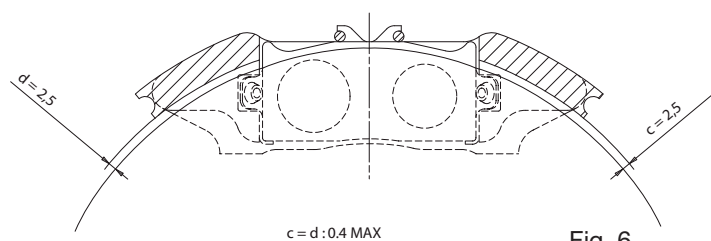


Fig. 6